



lumini Solucoes em Iluminacao LTDA
www.lumini.com.br
Email:laboratorio@lumini.com.br
Tel:+55 11 3437-5555 Fax:+55 11 3437-5555
Address:Rua Ferreira Viana, 716 - Socorro - São Paulo/SP

lumini

LumCAT:

Luminaire: focus sm r e tr fa

LampCAT: modulo led tr 5W 2700K irc 90

Ballast type:

Report No:

Voltage(V): 127.0000

Test No:

Current(A): 0.0390

Number of Lamps: 1

Power (W): 4.7000

Lamp flux(lm): 290.0

PF: 0.9300

Length(mm): 55

Width(mm): 55

Phm Type: C

Height(mm): 0

Photometric Results

Lumens(lm): 200.80, Efficiency(%): 69.24% , Luminous Efficacy(lm/W): 42.72

Central intensity(cd): 212.198, Maximum intensity(cd): 212.198

Angle of maximum intensity: C=0.0 γ =0.0

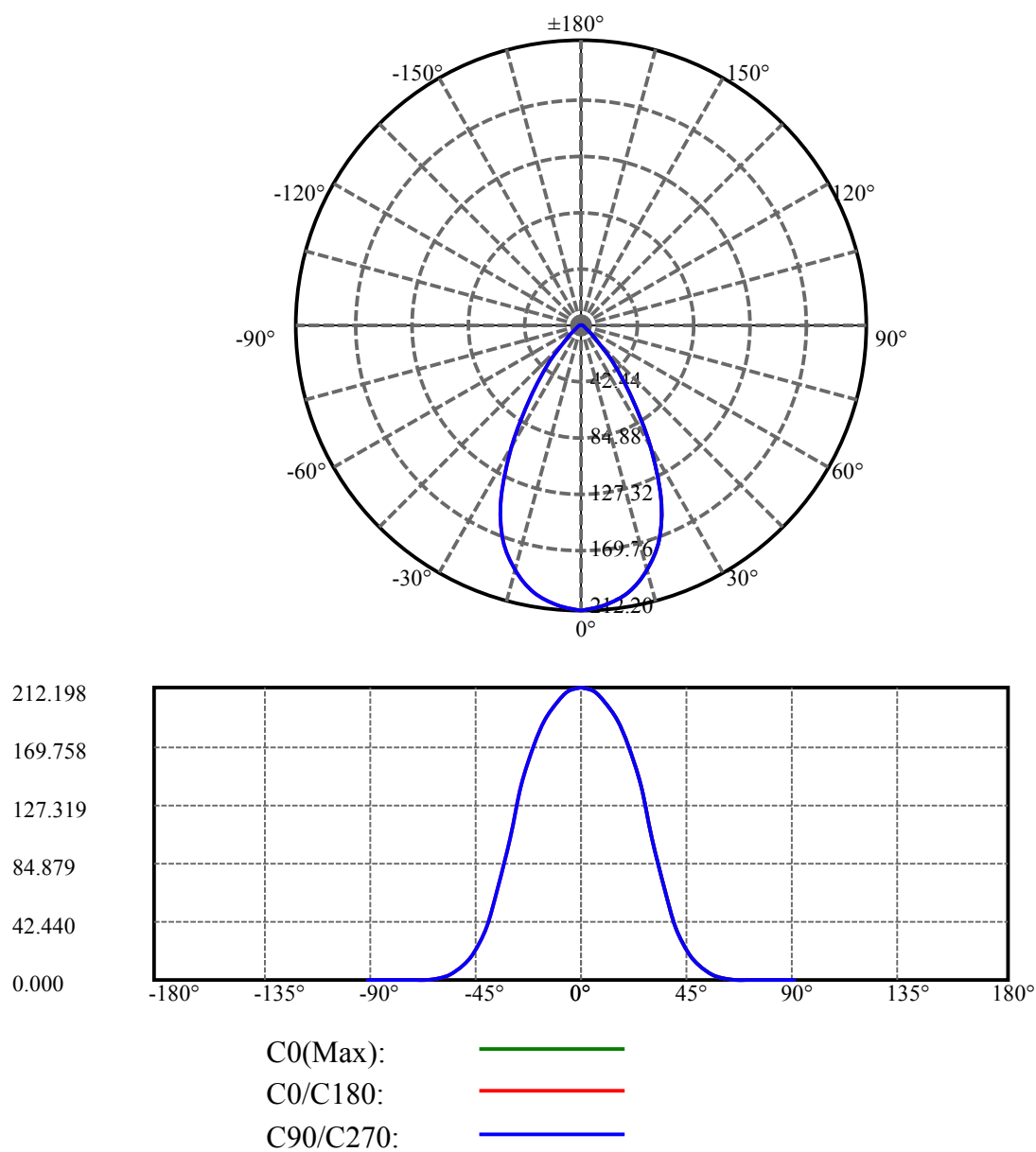
Beam angle of C0 plane : 59.11

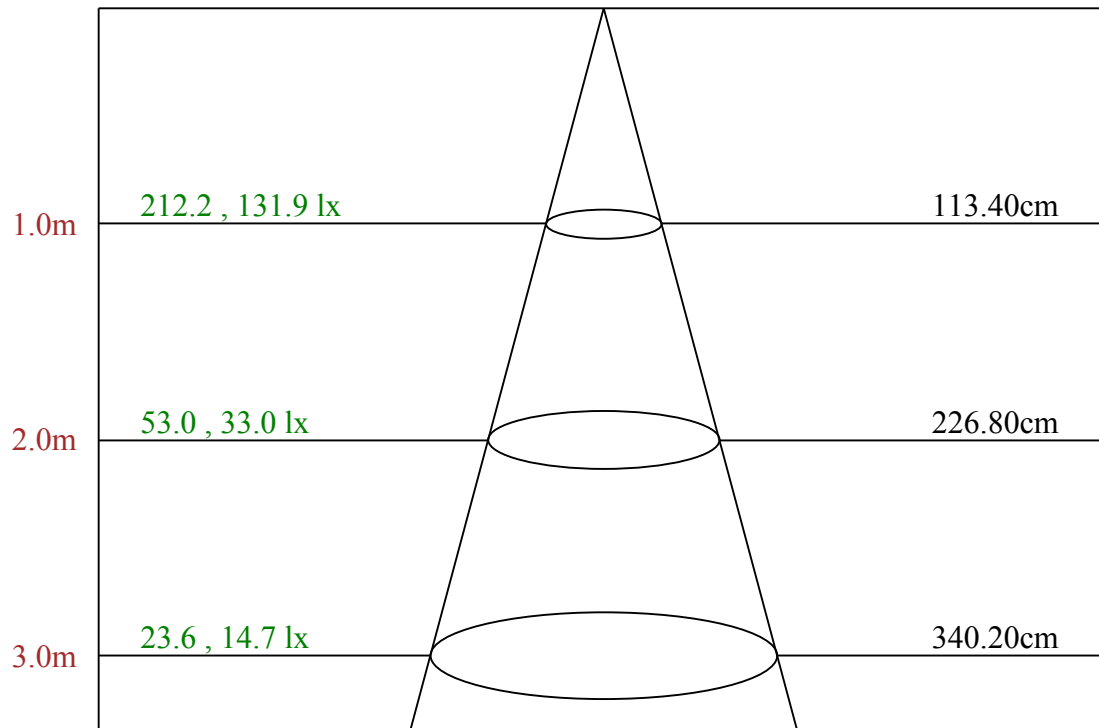
Aveage BeamAngle(IEC 61341):59.11

Equipment: equipamento lumini
Temperature(°C): 25.0

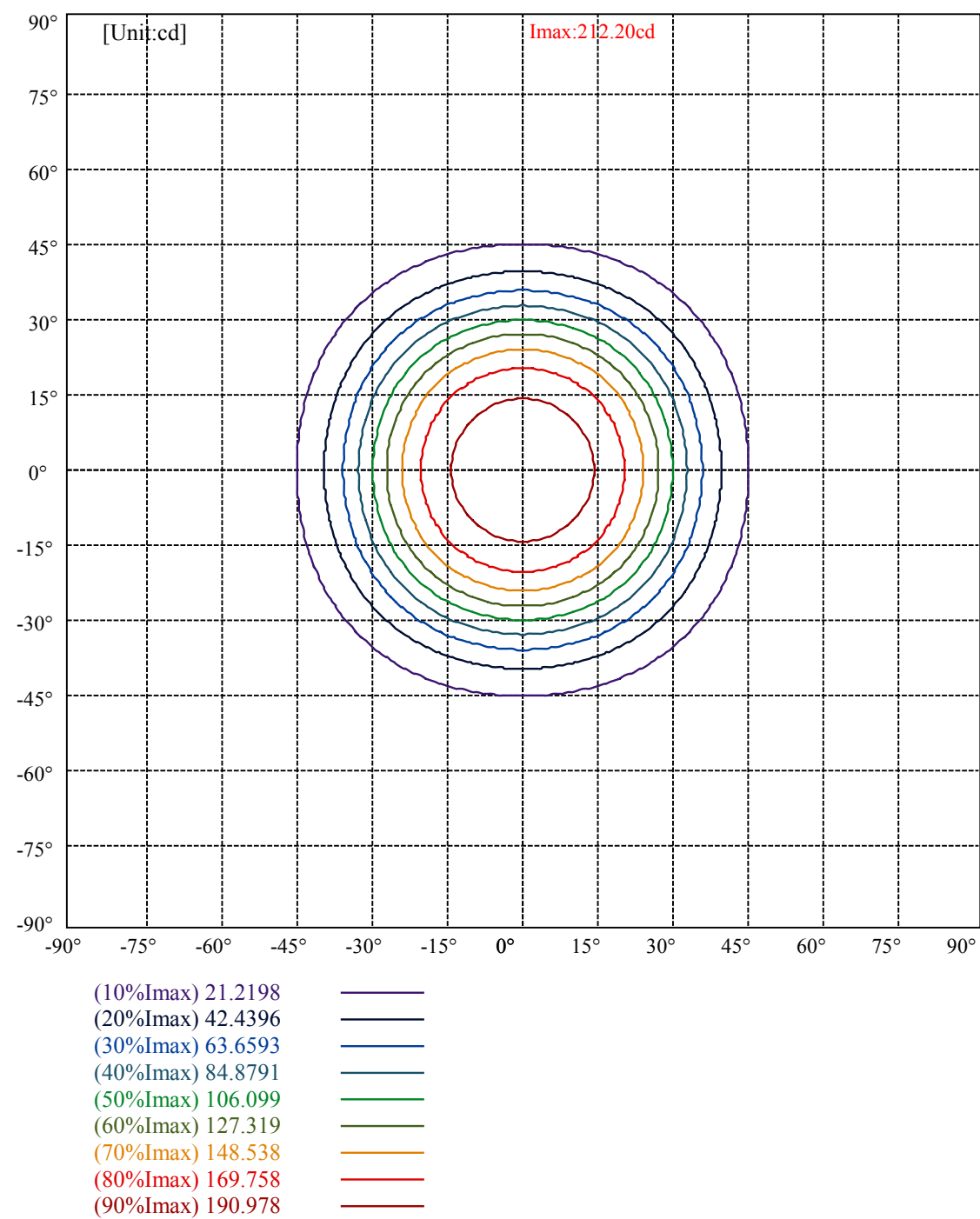
Date: 11/30/2023
Humidity(%): 55.0%

Operator: 01
Distance(m): 6.90





Max , Ave Beam angle of C0 plane 59.11



lumini

Luminance Limiting Curve(no luminous side)

Appendix Page: 5 Total:6

Luminance Table

γ	45	50	55	60	65	70	75	80	85
C0	9095	5185	2449	893	452	500	623	918	1761
C45	9095	5185	2449	893	452	500	623	918	1761
C90	9095	5185	2449	893	452	500	623	918	1761

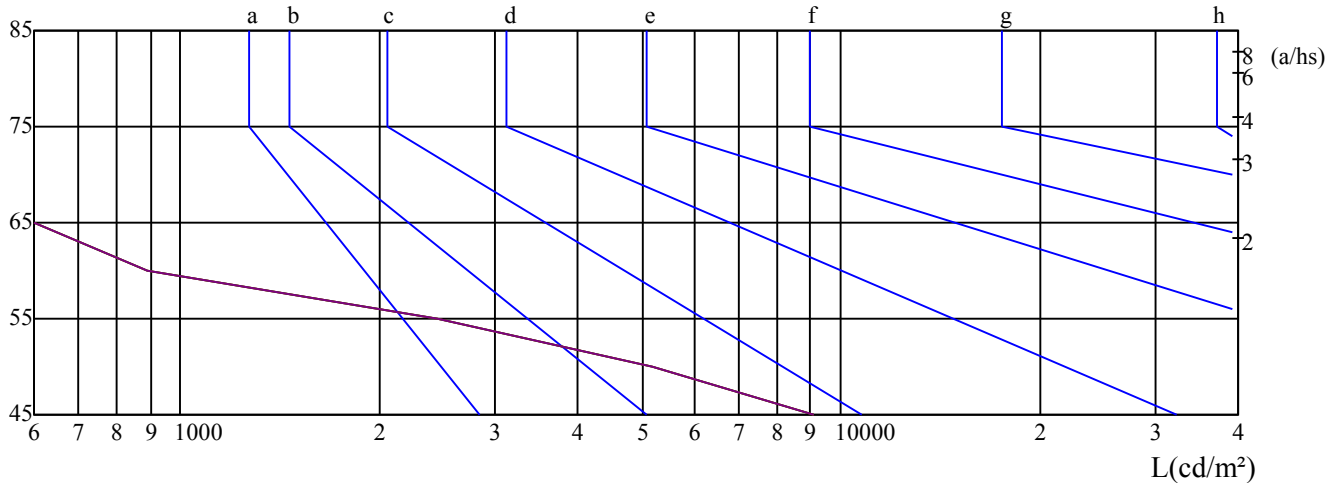
L(Hor)(65)	L(Ver)(65)	L45(65)	L(Hor)(75)	L(Ver)(75)	L45(75)	L(Hor)(85)	L(Ver)(85)	L45(85)
452	452	452	623	623	623	1761	1761	1761

Glare Table

Glare	Quality	Service Values Illuminance(lx)							
1.15	A	2000	1000	500	≤ 300				
1.5	B		2000	1000	500	≤ 300			
1.85	C			2000	1000	500	≤ 300		
2.2	D				2000	1000	500	≤ 300	
2.55	E					2000	1000	500	≤ 300
		a	b	c	d	e	f	g	h

Luminance Limiting Curve

$\gamma(^{\circ})$



C0 ———

C45 ———

C90 ———

Equipment: equipamento lumini
Temperature($^{\circ}$ C): 25.0

Date: 11/30/2023
Humidity(%): 55.0%

Operator: 01
Distance(m): 6.90

Illumination assessment according UGR											
Rf of Ceiling	70	70	50	50	30	70	70	50	50	30	
Rf of Wall	50	30	50	30	30	50	30	50	30	30	
Rf of Floor	20	20	20	20	20	20	20	20	20	20	
Room dimensions		Viewed crosswise					Viewed endwise				
X	Y										
2H	2H	16.72	17.75	17.08	18.06	18.38	18.05	19.08	18.41	19.39	19.71
	3H	16.53	17.45	16.92	17.79	18.13	17.86	18.77	18.24	19.11	19.46
	4H	16.45	17.29	16.85	17.65	18.01	17.76	18.61	18.16	18.96	19.33
	6H	16.38	17.15	16.80	17.53	17.93	17.69	18.47	18.11	18.84	19.24
	8H	16.33	17.07	16.75	17.45	17.86	17.63	18.37	18.05	18.76	19.16
	12H	16.29	16.99	16.71	17.38	17.80	17.58	18.28	18.01	18.68	19.10
4H	2H	16.47	17.31	16.87	17.67	18.04	17.78	18.62	18.18	18.98	19.35
	3H	16.25	16.96	16.68	17.35	17.77	17.56	18.26	17.98	18.65	19.07
	4H	16.20	16.81	16.64	17.23	17.68	17.49	18.10	17.93	18.52	18.97
	6H	16.10	16.63	16.57	17.09	17.54	17.38	17.92	17.85	18.37	18.82
	8H	16.08	16.57	16.56	17.03	17.50	17.35	17.84	17.83	18.30	18.77
	12H	16.08	16.54	16.57	16.99	17.51	17.34	17.80	17.83	18.25	18.77
8H	4H	16.01	16.51	16.50	16.97	17.44	17.30	17.80	17.79	18.26	18.73
	6H	15.92	16.32	16.42	16.80	17.31	17.19	17.60	17.69	18.07	18.59
	8H	15.96	16.30	16.49	16.83	17.32	17.21	17.56	17.74	18.08	18.58
	12H	16.01	16.28	16.55	16.80	17.32	17.23	17.50	17.77	18.02	18.54
12H	4H	15.96	16.42	16.45	16.87	17.39	17.25	17.71	17.74	18.16	18.68
	6H	15.91	16.26	16.44	16.78	17.28	17.18	17.52	17.71	18.05	18.54
	8H	15.93	16.20	16.47	16.72	17.24	17.17	17.44	17.71	17.96	18.48
Variation with the observer position at spacings:											
S = 1.0H		3.8/-7.7					3.8/-7.7				
S = 1.5H		6.4/-11.2					6.4/-11.2				
S = 2.0H		8.4/-10.3					8.4/-10.3				
Standard tables:		BK0					BK0				
Uncorrected UGR		-2.7					-2.7				

依据CIE Publ. 117 计算 UGR, S/H = 0.25